

REVIEW OF FUNDS

FY 2021-22



Rates rounded to nearest whole cent/penny.

GENERAL FUND

MANAGEMENT FUND

PPEL (PHYSICAL PLANT & EQUIPMENT LEVY)

DEBT SERVICE FUND

CAPITAL PROJECTS/SAVE FUND

STUDENT ACTIVITY FUND

PROPRIETARY FUND

CUSTODIAL/AGENCY FUND

TOTAL TAX RATE

SOURCES

- Property Tax
- Misc. Income
- Registration Fees
- Donations
- Interest
- Open Enrollment
- State Aid
- Grants

SOURCES

- Property Tax

SOURCES

- Property Tax

SOURCES

- Property Tax

SOURCES

- Bond Proceeds
- Local Option Sales Tax

SOURCES

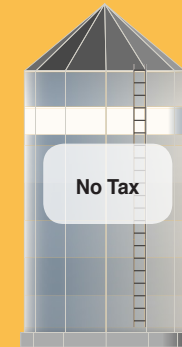
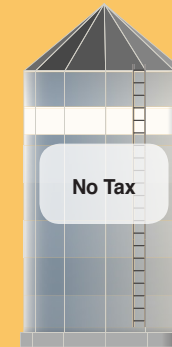


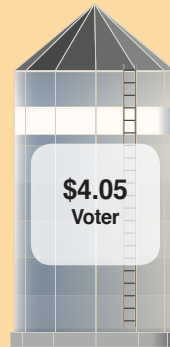



- Gate Receipts
- Fundraising

SOURCES

- Lunch Program & Fees
- Childcare Fund

SOURCES

- Individuals & Private Organizations
- PTO
- Booster



\$16.61
per thousand

EXPENDITURES

- Salaries & Benefits
- Supplies & Equipment
- Building Operations
- Utilities

EXPENDITURES

- Liability Insurance
- Unemployment Claims
- Retirement Assistance
- Property/Auto Insurance

EXPENDITURES

- Building renovations
- Technology
- Transportation
- Equipment > \$500

EXPENDITURES

- Pay debts on school infrastructure bonds

EXPENDITURES

- Building renovations
- Technology
- Transportation
- Equipment > \$500

EXPENDITURES

- Co-curricular activities for students only

EXPENDITURES

- Anything related to these programs

EXPENDITURES

- Funds held in a custodial capacity on behalf of the owner

